

FLIGHT CONTROL® PLUS

The Key to Geese Management



Introduction

The resurgence of the Canada goose is one of wildlife preservation's greatest success stories. With the enactment of the Migratory Bird Treaty Act, populations have rebounded to over 3 million and continue to grow yearly. Another reason for this increase is the creation of ideal habitats; large, open, grassy areas often surrounding ponds and lakes. As a result, heavy concentrations of geese feed and nest in playgrounds, corporate campuses, recreational areas, golf courses and residential areas. The geese and their droppings can render these areas almost unusable.

FlightControl® PLUS was developed as an effective tool in an integrated management approach to humanely control the ever growing conflicts between humans and Canada geese.

What can I do about my goose problem?

Integration of effective goose management techniques is the best way to solve the problem.

FlightControl PLUS denies the goose the ability to feed. The effectiveness of the product assists other control techniques.


Recommended nonlethal solutions that work.

FlightControl PLUS—Spray applied to deny geese their food source, both as an anti-feedant and a visual warning creates a “No Tolerance Zone.”

Trained Dogs—Used in conjunction with FlightControl PLUS on large control areas, the total effectiveness increases—turf is taken off the menu.

Egg Addling—Effective in long term population control. Permits are required.

Habitat Modification—Assist the natural environment with tall grasses and vegetation, reducing the safe access to turf.



Why do they leave such a big mess behind?

Eating up to 3 pounds of grass per day, geese leave behind about 2 pounds of potentially “hazardous waste” droppings, not to mention leaving the area stripped of vegetation. The area they prefer to feed on is well marked by their droppings, or the “drop zone,” often rendering the area unusable. Costs associated with repairing overgrazed lawns and cleanup of goose droppings can be substantial. Furthermore, the nitrogen content in the droppings can contribute to excessive algae growth in ponds and lakes, causing local health authorities to close them. In addition, goose droppings may contain parasites which can cause gastrointestinal illness. These parasites can be transmitted primarily through hand to mouth contact. Excessive goose droppings also pose a slipping hazard.

Is FlightControl PLUS cost effective?

Yes, when compared to...

- Ongoing lawn maintenance costs for continually repairing goose damaged turf.
- Manpower costs for raking or powerwashing goose droppings from “no tolerance areas.”
- Potential liability associated with slipping and falling on goose droppings.
- Lakes and ponds that may be closed due to excessive fecal coliform levels associated with waterfowl droppings.

What makes FlightControl PLUS different?

FlightControl PLUS offers a threat and a consequence which conditions geese not to feed on your turf. During your first year of treatments, FlightControl PLUS should be used as a program which is designed according to your specific site needs. Once the geese are conditioned, FlightControl PLUS is applied on an “as needed” basis.

Geese adapt very quickly to other goose control techniques which deliver a threat but no consequence.



FlightControl PLUS. The Key to Geese Management.

How FlightControl PLUS works.

This highly effective product is spray-applied on the turf. Once dry, it works in two ways.



Anti-Feedant Warning

Geese experience a mild but effective intestinal reaction when they feed on the treated turf.



Visual Warning

Geese see the compound on the turf in ultraviolet light.

The UV factor warns the geese to stay away.

Geese have the unique ability to see in the ultraviolet (UV) spectrum of light in addition to the normal spectrum that humans see in. It is the UV spectrum in which they see the product on the turf. Combine the intestinal reaction they experience when they sample the turf, and UV factor, geese are conditioned to stay away!



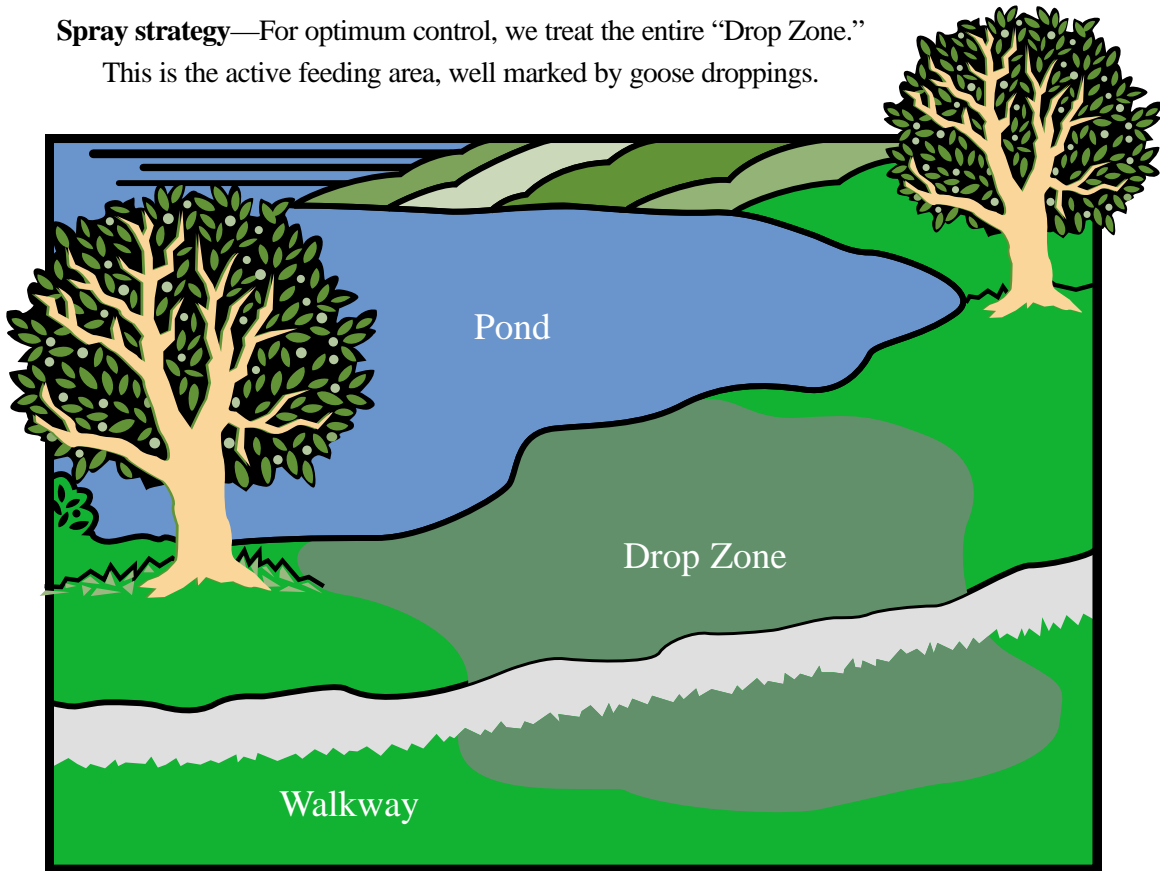
Treated grass under normal light.



Treated grass under ultraviolet light.

Where do you make the application?


Spray strategy—For optimum control, we treat the entire “Drop Zone.”
This is the active feeding area, well marked by goose droppings.



If we don't cover the drop zone, the geese are likely to walk across the treated area to get to the untreated areas within their established feeding zone. We recommend follow-up treatments when geese return to the property.

Goose control seasons

Late Winter/Early Spring




Treat before the geese select a nesting site. Apply before nesting to keep geese from raising young on the site.

Late Spring




Treat to keep geese off no tolerance zones.

Summer



Treat drop zones when geese try to return. Keep geese from becoming permanent residents.

Fall/Early Winter



Treat to prevent feeding while grass is dormant.

You've convinced me that the program works, but I have a few questions.

Will you need to spray my entire property?

Not necessarily. Treat only the area where the geese actively feed, known as the "Drop Zone" because it's well marked by goose droppings. However, it's important to treat the entire zone to keep geese off your property.

Won't the geese just move to another part of my property if you only treat the Drop Zones?

Typically they don't. Geese have a specific list of feeding areas. Most of the time they will relocate to their next favorite site rather than to an untested section of your property.

How often do I need to apply FlightControl PLUS?

During the first year of treatments, FlightControl PLUS should be used as a program which is defined according to your specific site needs. Once the geese are conditioned, FlightControl PLUS is applied on an "as needed" basis.

Will you have to respray every time it rains?

Not once FlightControl PLUS dries on the turf. The active ingredient is a very fine solid particle that's insoluble in water so particles won't come off the grass blade when it rains or when irrigated.

How about after I cut the grass?

FlightControl PLUS will be removed as the grass blades are mowed. The length of time for effective goose control depends on how fast the grass blades grow. Your control program could require several applications to condition the flock to stay away. Frequency of reapplication diminishes as the geese are conditioned.

Is FlightControl PLUS harmful?

No. The active ingredient has been proven to work without harm to humans, pets, wildlife, or vegetation. The geese experience a short-lived digestive irritation, convincing them to stop feeding. The product is approved by the US EPA for use on ornamental turf.

How quickly will the geese leave?

Experience shows they begin avoiding the treated area within 2 days after initial exposure. However, during nesting season you can only control where they feed until they are able to fly. Then you can take back your turf.

FlightControl PLUS techniques for effective applications.

Survey your site to determine where goose droppings are the heaviest. This is their feeding zone and where FlightControl PLUS should be applied.

- Do you have an area on-site where you could tolerate the geese? If so, then FlightControl PLUS would be applied like a “biological fence” to herd geese to the tolerance zone. It’s also possible they may just move to their second feeding site and off your property entirely.
- How many geese do you have? Are they relatively new to your area or have they been there for years? Do they nest on your site?
- If geese are nesting you can control where they feed, but they will not move off your site until the young have hatched and the adults are flying again. It’s best to begin the conditioning process before they nest.
- Always apply FlightControl PLUS to dry turf. During the mowing season, apply after mowing and clippings are removed. You can also apply FlightControl PLUS with a Plant Growth Regulator (PGR) for longer coverage during the mowing season. When grass is dormant, FlightControl PLUS applications will last up to 3 months.
- FlightControl PLUS is weatherproof. After the application has had time to dry, you can irrigate and also not be concerned if it rains.
- You need total surface coverage on the area you are spraying. To achieve this you need a fine droplet size which will give you coverage on the grass blades where the geese feed. If you use a coarse droplet or too much water, the active ingredient will run off the blades and you will not get the desired repellency to condition the geese.



- Applications rates and timing are key elements for an effective goose control program. Please contact the SePRO Corporation at **1-800-419-7779** and we will be happy to assist you in accordance with your particular situation.





Special Solutions. For Specialty Markets.

SePRO Corporation focuses on developing, manufacturing, acquiring and marketing value-added products for special applications in aquatics, trees, turf and ornamental horticulture.

The result—highly focused solutions and services prepared especially for specialty markets.

For more information about FlightControl PLUS, visit online at www.flightcontrol.com

or contact SePRO Corporation at **1-800-419-7779**

FLIGHT CONTROL[®] PLUS



1994 - 2004 Celebrating Our Tenth Anniversary

SePRO Corporation 11550 North Meridian Street, Suite 600, Carmel, IN 46032 www.sepro.com

FlightControl is a registered trademark of Arkion Life Sciences. Always read and follow label directions. All rights reserved.
© Copyright 2004 SePRO Corporation. Printed in USA.